

Declaration format need to displayed on NEAPS				
		Promoter & Promoter Group	Public	Non Promoter Non Public
Sr.No.	Particulars	Yes/No	Yes/No	Yes/No
1	Whether the Listed Entity has issued any partly paid up shares?	No	No	No
2	Whether the Listed Entity has issued any Convertible Securities or Warrants?	No	No	No
3	Whether the Listed Entity has any shares against which depository receipts are issued?	No	No	No
4	Whether the Listed Entity has any shares in locked-in?	No	No	No
5	Whether any shares held by promoters are pledge or otherwise encumbered?	No	NA	NA
6	Whether the Listed Entity has issued any Differential Voting Rights?	No	No	No

Validate Declaration

Category	Category of shareholder	Nos. of shareholders	No. of fully paid up equity shares held	No. of Partly paid-up equity shares held	No. of shares underlying Depository Receipts	Total nos. shares held	Shareholding as a % of total no. of shares (calculated as per SCRR, 1957) As a % of (A+B+C2)	Number of Voting Rights h	
(I)	(II)	(III)	(IV)	(V)	(VI)	(VII) = (IV)+(V)+ (VI)	(VIII)	(IX)	
								No of Voting Rights	
(A)	Promoter & Promoter Group	28	4664064	0	0	4664064	53.99	Class eg: X	Class eg: Y
(B)	Public	10054	3975464	0	0	3975464	46.01	4664064	0
(C)	Non Promoter- Non Public	0	0	0	0	0	0	3975464	0
(C1)	Shares underlying DRs	0	0	0	0	0	0	0	0
(C2)	Shares held by Employee Trusts	0	0	0	0	0	0	0	0
	<b>Total</b>	10082	8639528	0	0	8639528	100	8639528	0

Validate Main  
Shareholding



	Category and name of shareholder	PAN	Nos. of shareholders	No. of fully paid up equity shares held	No. of Partly paid-up equity shares held	No. of shares underlying Depository Receipts	Total nos. shares held	Shareholding % calculated as per SCRR, 1957 As a % of (A+B+C2)	Number of V securities
	(I)	(II)	(III)	(IV)	(V)	(VI)	(VII) = (IV)+(V)+ (VI)	(VIII)	(IX)
									No of Voting
1	Indian								Class eg: X
a	Individuals/Hindu undivided Family		21	3646276	0	0	3646276	42.2	3646276
	Add Indian Individual			4330	0	0	4330	0.05	4330
	AMRITHA V M WARD	ABEPA7647N		61200	0	0	61200	0.71	61200
	M BHARATHI	ABYPB7430L		33750	0	0	33750	0.39	33750
	P JAYALAKSHMI	AABPJ8431H		75375	0	0	75375	0.87	75375
	S MAHALAKSHMI	AIVPM2456K		1500	0	0	1500	0.02	1500
	SITA RAJGOPAL	AIFPS1876B		77014	0	0	77014	0.89	77014
	T JAYSHREE	ABOPJ3451D		1808679	0	0	1808679	20.93	1808679
	V K SUNRENDRA	AFXPS6963E		33007	0	0	33007	0.38	33007
	V LAKSHMI	AAPPL0077P		15220	0	0	15220	0.18	15220
	V M ANAND	ACAPA5765C		15150	0	0	15150	0.18	15150
	V M VISHNU	ABFPV8182L							

	V P KARAN	ATWPK2994E		15714	0	0	15714	0.18	15714
	V P MAHENDRA	ACJPM3637N		630530	0	0	630530	7.3	630530
	V P RAHUL	AKMPR1822R		18076	0	0	18076	0.21	18076
	V P THIRUVENGADASWAMY	ABFPT2284B		122678	0	0	122678	1.42	122678
	V S ARUN	ACAPA5763E		212130	0	0	212130	2.46	212130
	V T ANUSUYA	ABIPA8031A		2250	0	0	2250	0.03	2250
	V T RAVINDRA	ABNPR4685G		26852	0	0	26852	0.31	26852
	V V ANJALI	ACAPA5764D		17623	0	0	17623	0.2	17623
	V V PRAVINDRA	ACVPP8945N		224146	0	0	224146	2.59	224146
	V V SUJAY	AIFPS1875C		63624	0	0	63624	0.74	63624
	V V VIJAYENDRA	AAWPV2880K		187428	0	0	187428	2.17	187428
b	Central Government/ State Government(s)		0	0	0	0	0	0	0
	Add Govt. Details			0	0	0	0	0	0
c	Financial Institutions/ Banks		0	0	0	0	0	0	0
	Add Financial			0	0	0	0	0	0
d	Any Other (specify)		6	764663	0	0	764663	8.85	764663
	Add Any Other			66082	0	0	66082	0.76	66082
	GOVE INVESTMENT & FINANCE CO	LAACG2117P							







oting Rights held in each class of		No. of Shares Underlying Outstanding convertible securities (including Warrants)	Shareholding , as a % assuming full conversion of convertible securities ( as a percentage of diluted share capital) As a % of (A+B+C2)	Number of Locked in shares	Number of Shares pledged or otherwise encumbered	Number of equity shares held in dematerialized form		
		(X)	(XI)	(XII)	(XIII)	(XIV)		
Rights		Total as a % of Total Voting Rights		No.	As a % of total Shares held	No.	As a % of total Shares held	
Class eg:y	Total			(a)	(b)	(a)	(b)	
0	3646276	43.2	0	0	0	0	0	3646276
0	4330	0.05	0	0	0	0	0	4330
0	61200	0.73	0	0	0	0	0	61200
0	33750	0.4	0	0	0	0	0	33750
0	75375	0.89	0	0	0	0	0	75375
0	1500	0.02	0	0	0	0	0	1500
0	77014	0.91	0	0	0	0	0	77014
0	1808679	21.43	0	0	0	0	0	1808679
0	33007	0.39	0	0	0	0	0	33007
0	15220	0.18	0	0	0	0	0	15220
0	15150	0.18	0	0	0	0	0	15150







	Category and name of shareholder	PAN	Nos. of shareholders	No. of fully paid up equity shares held	No. of Partly paid-up equity shares held	No. of shares underlying Depository Receipts	Total nos. shares held
	(I)	(II)	(III)	(IV)	(V)	(VI)	(VII) = (IV)+(V)+ (VI)
1	Institutions						
a	Mutual Funds/		15	778818	0	0	778818
	 AXIS MUTUAL FUND TRUSTEE LIMITED A/C AXIS MUTUAL FUND A/C AXIS MIDCAP	AACTA5925A		235000	0	0	235000
	HDFC TRUSTEE COMPANY LTD - HDFC LONG TERM ADVANTAGE FUND	AAATH1809A		100000	0	0	100000
	MIRAE ASSET EMERGING BLUECHIP FUND	AACTM0203B		94873	0	0	94873
b	Venture Capital Funds		0	0	0	0	
				0	0	0	
c	Alternate Investment Funds		0	0	0	0	
				0	0	0	
d	Foreign Venture Capital Investors		0	0	0	0	
				0	0	0	
e	Foreign Portfolio Investors		14	823186	0	0	823186

Add Foreign Portfolio	PINEBRIDGE INVESTMENTS GF MAURITIUS LIMITED	AAHCA7302F		366494	0	0	366494
	GOLDMAN SACHS INDIA FUND LIMITED	AADCG0260C		195470	0	0	195470
	NOVASTAR INTERNATIONAL FUND	AACCN6556B		186004	0	0	186004
f	Financial Institutions/ Banks		10	6609	0	0	6609
Add Financial Institution				0	0	0	
g	Insurance Companies		0	0	0	0	
Add Insurance Companies				0	0	0	
h	Provident Funds/ Pension Funds		0	0	0	0	
Add Provident Fund				0	0	0	
i	Any Other (specify)		0	0	0	0	
Add Any Other				0	0	0	
	<b>Sub-Total (B)(1)</b>		39	1608613	0	0	1608613
2	Central Government/ State Government(s)/ President of India		0	0	0	0	
Add Central Government				0	0	0	
	<b>Sub-Total (B)(2)</b>		0	0	0	0	0
3	Non-institutions						
a	Individuals -						



Shareholding % calculated as per SCRR, 1957 As a % of (A+B+C2)	Number of Voting Rights held in each class of securities				No. of Shares Underlying Outstanding convertible securities (including Warrants)	Shareholding , as a % assuming full conversion of convertible securities ( as a percentage of diluted share capital) As a % of (A+B+C2)	Number of Locked in shares		Number of Shares pledged or otherwise encumbered		Number of equity shares held in dematerialized form			
	(IX)						(X)	(XI)	(XII)			(XIII)		(XIV)
	No of Voting Rights			Total as a % of Total Voting Rights					No.	As a % of total Shares held		No.	As a % of total Shares held	
Class eg: X	Class eg:y	Total	(a)		(b)	(a)					(b)			
9.01	778818	0	778818	9.01	0	0	0	0			778818			
2.72	235000	0	235000	2.72	0	0	0	0			235000			
1.16	100000	0	100000	1.16	0	0	0	0			100000			
1.1	94873	0	94873	1.1	0	0	0	0			94873			
	0	0			0	0	0				0			
	0	0			0	0	0				0			
	0	0			0	0	0				0			
	0	0			0	0	0				0			
	0	0			0	0	0				0			
	0	0			0	0	0				0			
9.53	823186	0	823186	9.53	0	0	0	0			822286			









	Category and name of shareholder	PAN	Nos. of shareholders	No. of fully paid up equity shares held	No. of Partly paid-up equity shares held	No. of shares underlying Depository Receipts	Total nos. shares held	Shareholding % calculated as per SCRR, 1957 As a % of (A+B+C2)
	(I)	(II)	(III)	(IV)	(V)	(VI)	(VII) = (IV)+(V)+ (VI)	(VIII)
1	Custodian/DR Holder		0	0	0	0	0	0
	<input type="button" value="Add DR Name"/>			0	0	0		
2	Employee Benefit Trust (under SEBI (Share based Employee Benefit) Regulations, 2014)		0	0	0	0		
	<input type="button" value="Add Employee Benefit Trust"/>			0	0	0		
	Total Non-Promoter- Non Public Shareholding (C)= (C)(1)+(C)(2)		0	0	0	0	0	0

